




QUARTERLY REPORT OF REVENUE AND OTHER RECEIPTS
As at the Quarter Ending September 30, 2021

Department : State Universities and Colleges (SUCs)
 Agency : Romblon State University
 Operating Unit : < not applicable >
 Organization Code (UACS) : 08 047 0000000
 Fund Cluster : 05 - Internally Generated Funds

Classification/Sources of Revenue and Other Receipts	UACS CODE	REVENUE TARGET (Annual) per BESF	Actual Revenue and Other Receipts Collections					Cumulative Remittance/Deposits to Date			Variance		Remarks
			1st Quarter Ending March 31	2nd Quarter Ending June 30	3rd Quarter Ending Sept. 30	4th Quarter Ending Dec. 31	Total	Remittance to BTr	Deposited with AGDE	TOTAL	Amount	%	
1	2	3	4	5	6	7	8=[(6+(-)7)-8+9]	9	10	11=(9+10)	12=(9-3)	13=(12/3)	14
Internally Generated Funds		138,711,000.00	43,722,183.26	1,541,923.53	49,832,914.02	0.00	95,097,020.81	0.00	95,097,020.81	95,097,020.81	(43,613,979.19)	-31%	
Revenue Collections		138,711,000.00	43,207,746.00	1,178,118.00	49,591,635.90	0.00	93,977,499.90	0.00	93,977,499.90	93,977,499.90	(44,733,500.10)	-32%	
Cash Revenue		138,711,000.00	43,207,746.00	1,178,118.00	49,591,635.90	0.00	93,977,499.90	0.00	93,977,499.90	93,977,499.90	(44,733,500.10)	-32%	
Non-Tax		138,711,000.00	43,207,746.00	1,178,118.00	49,591,635.90	0.00	93,977,499.90	0.00	93,977,499.90	93,977,499.90	(44,733,500.10)	-32%	
Tuition Fees	4020201001	73,231,000.00	29,053,950.00	749,700.00	25,786,430.00	0.00	55,570,080.00	0.00	55,570,080.00	55,570,080.00	(17,660,920.00)	-24%	
Income Collected from Students	4020201002	65,480,000.00	14,153,796.00	428,418.00	23,825,205.90	0.00	38,407,419.90	0.00	38,407,419.90	38,407,419.90	(27,072,580.10)	-41%	
Non-Revenue Collections/Other Receipts		0.00	514,437.26	363,805.53	241,278.12	0.00	1,119,520.91	0.00	1,119,520.91	1,119,520.91	1,119,520.91	0%	
Cash Receipts		0.00	514,437.26	363,805.53	241,278.12	0.00	1,119,520.91	0.00	1,119,520.91	1,119,520.91	1,119,520.91	0%	
Others		0.00	514,437.26	363,805.53	241,278.12	0.00	1,119,520.91	0.00	1,119,520.91	1,119,520.91	1,119,520.91	0%	
Petty Cash	1010102000	0.00	188.00	0.00	0.00	0.00	188.00	0.00	188.00	188.00	188.00	0%	
Receivables - Disallowances/Charges	1030501000	0.00	129,375.00	122,062.50	150,950.00	0.00	402,387.50	0.00	402,387.50	402,387.50	402,387.50	0%	
Advances for Payroll	1990102000	0.00	83,560.90	0.00	2,800.00	0.00	86,360.90	0.00	86,360.90	86,360.90	86,360.90	0%	
Advances for Special Disbursing Officer	1990103000	0.00	286,138.72	200,013.97	57,812.54	0.00	543,965.23	0.00	543,965.23	543,965.23	543,965.23	0%	
Advances to Officers and Employees	1990104000	0.00	15,144.64	41,729.06	29,715.58	0.00	86,589.28	0.00	86,589.28	86,589.28	86,589.28	0%	
TOTAL		138,711,000.00	43,722,183.26	1,541,923.53	49,832,914.02	0.00	95,097,020.81	0.00	95,097,020.81	95,097,020.81	(43,613,979.19)	-31%	

Certified Correct:

 CYNTHIA R. LAYNES, CPA
 Date: 10/25/2021

Recommending Approval:

 TOMAS T. FAMILIAL, CPA, DBA
 Date: 10/25/2021

Approved By:

 MERAN P. CATAJAY-MANI, ED.D., CESE
 Date: 10/25/2021



QUARTERLY REPORT OF REVENUE AND OTHER RECEIPTS
As at the Quarter Ending September 30, 2021

Department : State Universities and Colleges (SUCs)
 Agency : Romblon State University
 Operating Unit : < not applicable >
 Organization Code (UACS) : 08 047 0000000
 Fund Cluster : 05 - Internally Generated Funds

Classification/Sources of Revenue and Other Receipts	UACS CODE	REVENUE TARGET (Annual) per BESF	Actual Revenue and Other Receipts Collections					Cumulative Remittance/Deposits to Date			Variance		Remarks
			1st Quarter Ending March 31	2nd Quarter Ending June 30	3rd Quarter Ending Sept. 30	4th Quarter Ending Dec. 31	Total	Remittance to BTr	Deposited with AGDB	TOTAL	Amount	%	
1	2	3	4	5	6	7	8=[(6+(-7))-8+9]	9	10	11=(9+10)	12=(8-3)	13=(12/3)	14
Internally Generated Funds		138,711,000.00	43,722,183.28	1,541,923.53	49,832,914.02	0.00	95,097,020.81	0.00	95,097,020.81	95,097,020.81	(43,613,979.19)	-31%	
Revenue Collections		138,711,000.00	43,207,746.00	1,178,118.00	49,591,635.90	0.00	93,977,499.90	0.00	93,977,499.90	93,977,499.90	(44,733,500.10)	-32%	
Cash Revenue		138,711,000.00	43,207,746.00	1,178,118.00	49,591,635.90	0.00	93,977,499.90	0.00	93,977,499.90	93,977,499.90	(44,733,500.10)	-32%	
Non-Tax		138,711,000.00	43,207,746.00	1,178,118.00	49,591,635.90	0.00	93,977,499.90	0.00	93,977,499.90	93,977,499.90	(44,733,500.10)	-32%	
Tuition Fees	4020201001	73,231,000.00	29,053,950.00	749,700.00	25,788,430.00	0.00	55,570,080.00	0.00	55,570,080.00	55,570,080.00	(17,680,920.00)	-24%	
Income Collected from Students	4020201002	65,480,000.00	14,153,796.00	428,418.00	23,825,205.90	0.00	38,407,419.90	0.00	38,407,419.90	38,407,419.90	(27,072,580.10)	-41%	
Non-Revenue Collections/Other Receipts		0.00	514,437.28	363,805.53	241,278.12	0.00	1,119,520.91	0.00	1,119,520.91	1,119,520.91	1,119,520.91	0%	
Cash Receipts		0.00	514,437.28	363,805.53	241,278.12	0.00	1,119,520.91	0.00	1,119,520.91	1,119,520.91	1,119,520.91	0%	
Others		0.00	514,437.28	363,805.53	241,278.12	0.00	1,119,520.91	0.00	1,119,520.91	1,119,520.91	1,119,520.91	0%	
Petty Cash	1010102000	0.00	188.00	0.00	0.00	0.00	188.00	0.00	188.00	188.00	188.00	0%	
Receivables - Disallowances/Charges	1030501000	0.00	129,375.00	122,082.50	150,950.00	0.00	402,387.50	0.00	402,387.50	402,387.50	402,387.50	0%	
Advances for Payroll	1990102000	0.00	83,590.90	0.00	2,800.00	0.00	86,390.90	0.00	86,390.90	86,390.90	86,390.90	0%	
Advances for Special Disbursing Officer	1980103000	0.00	286,136.72	200,013.97	57,812.54	0.00	543,965.23	0.00	543,965.23	543,965.23	543,965.23	0%	
Advances to Officers and Employees	1990104000	0.00	15,144.64	41,729.06	28,715.58	0.00	85,589.28	0.00	85,589.28	85,589.28	85,589.28	0%	
TOTAL		138,711,000.00	43,722,183.28	1,541,923.53	49,832,914.02	0.00	95,097,020.81	0.00	95,097,020.81	95,097,020.81	(43,613,979.19)	-31%	

Certified Correct:

Cynthia R. Laynesa
 CYNTHIA R. LAYNES, CPA
 Date: 10/25/2021

Recommending Approval:

Tomás T. Faminia
 TOMÁS T. FAMINIA, CPA, DBA
 Date: 10/25/2021

Approved By:

Merian P. Catajay-Mani
 MERIAN P. CATAJAY-MANI, ED.D., CESE
 Date: 10/25/2021




QUARTERLY REPORT OF REVENUE AND OTHER RECEIPTS
As at the Quarter Ending September 30, 2021


Department : State Universities and Colleges (SUCs)
 Agency : Romblon State University
 Operating Unit : < not applicable >
 Organization Code (UACS) : 08 047 0000000
 Fund Cluster : 07 - Trust Receipts

Classification/Sources of Revenue and Other Receipts	UACS CODE	REVENUE TARGET (Annual) per BESF	Actual Revenue and Other Receipts Collections					Cumulative Remittance/Deposits to Date			Variance		Remarks
			1st Quarter Ending March 31	2nd Quarter Ending June 30	3rd Quarter Ending Sept. 30	4th Quarter Ending Dec. 31	Total	Remittance to BTr	Deposited with AGDB	TOTAL	Amount	%	
1	2	3	4	5	6	7	8=[(6+(-)7)-8+9]	9	10	11=(9+10)	12=(8-3)	13=(12/3)	14
Trust Receipts		0.00	2,018,000.00	51,135,326.80	64,078,165.25	0.00	117,231,492.05	0.00	117,231,492.05	117,231,492.05	117,231,492.05	0%	
Trust Receipts Deposited with Authorized Government Depository Banks (AGDB)		0.00	2,018,000.00	51,135,326.80	64,078,165.25	0.00	117,231,492.05	0.00	117,231,492.05	117,231,492.05	117,231,492.05	0%	
Proceeds from sale of bid documents		0.00	47,000.00	117,500.00	144,093.00	0.00	308,593.00	0.00	308,593.00	308,593.00	308,593.00	0%	
Performance Bond		0.00	20,000.00	0.00	111,771.75	0.00	131,771.75	0.00	131,771.75	131,771.75	131,771.75	0%	
Adopt A CPA Reviewee Program		0.00	3,000.00	0.00	0.00	0.00	3,000.00	0.00	3,000.00	3,000.00	3,000.00	0%	
Scholarship Assistance		0.00	1,948,000.00	0.00	0.00	0.00	1,948,000.00	0.00	1,948,000.00	1,948,000.00	1,948,000.00	0%	
Fund transfer for Massive Seeding Propagation/Distribution of Planting Materials		0.00	0.00	2,000,000.00	0.00	0.00	2,000,000.00	0.00	2,000,000.00	2,000,000.00	2,000,000.00	0%	
DOST-Field Testing of laboratory reared seaweed cultivars		0.00	0.00	1,262,426.80	0.00	0.00	1,262,426.80	0.00	1,262,426.80	1,262,426.80	1,262,426.80	0%	
PCA Corp-VCO Plant Project for San Andres and San Agustin		0.00	0.00	34,000,000.00	0.00	0.00	34,000,000.00	0.00	34,000,000.00	34,000,000.00	34,000,000.00	0%	
Fund release for RSU's CiLearn Project		0.00	0.00	12,000,000.00	0.00	0.00	12,000,000.00	0.00	12,000,000.00	12,000,000.00	12,000,000.00	0%	
Release of Policy Ambassadorship Program		0.00	0.00	255,400.00	0.00	0.00	255,400.00	0.00	255,400.00	255,400.00	255,400.00	0%	
Establishing Baseline Agriculture Performance and Rural Dev't indicators		0.00	0.00	1,500,000.00	0.00	0.00	1,500,000.00	0.00	1,500,000.00	1,500,000.00	1,500,000.00	0%	
SMART ISLA Project		0.00	0.00	0.00	22,007,800.50	0.00	22,007,800.50	0.00	22,007,800.50	22,007,800.50	22,007,800.50	0%	
Tertiary Education Subsidy		0.00	0.00	0.00	36,450,000.00	0.00	36,450,000.00	0.00	36,450,000.00	36,450,000.00	36,450,000.00	0%	
TES ASC		0.00	0.00	0.00	364,500.00	0.00	364,500.00	0.00	364,500.00	364,500.00	364,500.00	0%	
Fund for Upgrading Marine Fin Fish Hatchery Facility Project		0.00	0.00	0.00	5,000,000.00	0.00	5,000,000.00	0.00	5,000,000.00	5,000,000.00	5,000,000.00	0%	
TOTAL		0.00	2,018,000.00	51,135,326.80	64,078,165.25	0.00	117,231,492.05	0.00	117,231,492.05	117,231,492.05	117,231,492.05	0%	


Certified Correct:


 CYNTHIA R. LAYNESAS, CPA
 Date: 10/25/2021

Recommending Approval:


 TOMAS T. FAMILIAL, CPA, DBA
 Date: 10/25/2021

Approved By:


 MERAN P. CATAJAY-MANI, ED.D., CESE
 Date: 10/25/2021

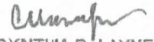
QUARTERLY REPORT OF REVENUE AND OTHER RECEIPTS

As at the Quarter Ending September 30, 2021


Department : State Universities and Colleges (SUCs)
 Agency : Romblon State University
 Operating Unit : < not applicable >
 Organization Code (UACS) : 08 047 0000000
 Fund Cluster : 06 - Business Related Funds

Classification/Sources of Revenue and Other Receipts	UACS CODE	REVENUE TARGET (Annual) per BESF	Actual Revenue and Other Receipts Collections					Cumulative Remittance/Deposits to Date			Variance		Remarks
			1st Quarter Ending March 31	2nd Quarter Ending June 30	3rd Quarter Ending Sept. 30	4th Quarter Ending Dec. 31	Total	Remittance to BTr	Deposited with AGDB	TOTAL	Amount	%	
1	2	3	4	5	6	7	8=[6+(-)7]-8+9]	9	10	11=(9+10)	12=(8-3)	13=(12/3)	14
Business Related Funds		10,878,000.00	1,646,803.05	286,935.00	569,625.00	0.00	2,503,363.05	0.00	2,503,363.05	2,503,363.05	(8,374,636.95)	-77%	
Revenue Collections		10,878,000.00	1,646,803.05	286,935.00	569,625.00	0.00	2,503,363.05	0.00	2,503,363.05	2,503,363.05	(8,374,636.95)	-77%	
Cash Revenue		10,878,000.00	1,646,803.05	286,935.00	569,625.00	0.00	2,503,363.05	0.00	2,503,363.05	2,503,363.05	(8,374,636.95)	-77%	
Non-Tax		10,878,000.00	1,646,803.05	286,935.00	569,625.00	0.00	2,503,363.05	0.00	2,503,363.05	2,503,363.05	(8,374,636.95)	-77%	
Other Business Income	4020299099	10,878,000.00	1,646,803.05	286,935.00	569,625.00	0.00	2,503,363.05	0.00	2,503,363.05	2,503,363.05	(8,374,636.95)	-77%	
TOTAL		10,878,000.00	1,646,803.05	286,935.00	569,625.00	0.00	2,503,363.05	0.00	2,503,363.05	2,503,363.05	(8,374,636.95)	-77%	

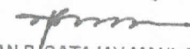
Certified Correct:


 CYNTHIA R. LAYNESA, CPA
 Date: 10/25/2021

Recommending Approval:


 TOMAS T. FAMINIAL, CPA, DBA
 Date: 10/25/2021

Approved By:


 MERIAN P. CATAJAY-MANI, ED.D., CESE
 Date: 10/25/2021