






Particulars	UACS CODE	Total Programs	Tax Rem Advice (TRA)	Net Program	Full Year Requirement																	
					Quarter 1				Quarter 2				Quarter 3				Quarter 4				Full Year	
					Jan	Feb	March	Sub Total	April	May	June	Sub Total	July	Aug	Sep	Sub Total	Oct	Nov	Dec	Sub Total	Total	
1	2	3	4	5	6	7	8	9=6+7+8	10	11	12	13=10+11+12	14	15	16	17=14+15+16	18	19	20	21=18+19+20	22	
Researc				0				0				0				0				0	0	
		1,380		1,380	115	115	115	345	115	115	115	345	115	115	115	345	115	115	115	345	1,380	
		69		69	6	6	6	18	6	5	6	17	6	5	6	17	5	6	6	17	69	
		1,311	0	1,311				327	109	110	109	328	109	110	109	328	110	109	109	328	1,311	
		500		500				0	500			500				0				0	500	
		25		25				0	25			25				0				0	25	
		475	0	475	0	0	0	0	475	0	0	475	0	0	0	0	0	0	0	0	475	
Extensio				0				0				0				0				0	0	
		1,197		1,197	99	100	100	299	100	100	100	300	99	100	100	299	99	100	100	299	1,197	
		60		60	5	5	5	15	5	5	5	15	5	5	5	15	5	5	5	15	60	
		1,137	0	1,137				284	95	95	95	285	94	95	95	284	94	95	95	284	1,137	
		500		500				0	500			500				0				0	500	
		25		25				0	25			25				0				0	25	
		475	0	475	0	0	0	0	475	0	0	475	0	0	0	0	0	0	0	0	475	
PROJECT				0				0				0				0				0	0	
Locally-Funded																						
Operations				0				0				0				0				0	0	
Higher				0				0				0				0				0	0	
Capital Outlay																						
		20,300		20,300		3,045		3,045	4,314			4,314	8,628			8,628				4,313	4,313	20,300
		1,015		1,015		152		152	216			216	431			431				216	216	1,015
		19,285	0	19,285	0	2,893	0	2,893	4,098	0	0	4,098	8,197	0	0	8,197	0	0	0	4,097	4,097	19,285
		15,000		15,000		2,250		2,250	3,188			3,188	6,375			6,375				3,187	3,187	15,000
		750		750		113		113	159			159	319			319				159	159	750
		14,250	0	14,250	0	2,137	0	2,137	3,029	0	0	3,029	6,056	0	0	6,056	0	0	0	3,028	3,028	14,250
FOR LATER RELEASE																						
Current Year																						
Specific Budgets of PROGRAM	1101101																					
Researc				0				0				0				0				0	0	
		1,000		1,000	250			250	250			250	250			250	250			250	1,000	
		50		50	12			12	13			13	12			12	13			13	50	
		950	0	950				238	237	0	0	237	238	0	0	238	237	0	0	237	950	
PROJECT				0				0				0				0				0	0	
Locally-Funded																						
Operations				0				0				0				0				0	0	
Higher				0				0				0				0				0	0	
for Sports and Culture																						
MOOE		500		500		300		300								0	200			200	500	
TRA		25		25		15		15								0	10			10	25	
MDP		475	0	475	0	285	0	285	0	0	0	0	0	0	0	0	190	0	0	190	475	
Automatic Appropriations																						
COMPREHENSIVE RELEASE		16,697		16,697	1,391	1,392	1,391	4,174	1,391	1,392	1,391	4,174	1,391	1,392	1,391	4,174	1,391	1,392	1,392	4,175	16,697	
Current Year		16,697		16,697	1,391	1,392	1,391	4,174	1,391	1,392	1,391	4,174	1,391	1,392	1,391	4,174	1,391	1,392	1,392	4,175	16,697	
Retirement and Life	1104102	16,697		16,697	1,391	1,392	1,391	4,174	1,391	1,392	1,391	4,174	1,391	1,392	1,391	4,174	1,391	1,392	1,392	4,175	16,697	
PS		16,697		16,697	1,391	1,392	1,391	4,174	1,391	1,392	1,391	4,174	1,391	1,392	1,391	4,174	1,391	1,392	1,392	4,175	16,697	
TOTAL PROGRAM, FY BUDGET		534,998	0	534,998	32,884	38,281	32,390	103,555	53,564	55,574	50,454	159,592	52,887	32,386	32,390	117,663	33,284	59,262	61,642	154,188	534,998	
PS		217,817	0	217,817	14,222	14,222	14,222	42,666	16,435	25,815	23,254	65,504	14,222	14,222	14,222	42,666	14,222	27,659	25,100	66,981	217,817	
TRA		11,235	0	11,235	937	936	937	2,810	937	934	937	2,808	937	936	937	2,810	937	933	937	2,807	11,235	
MDP		206,582	0	206,582	13,285	13,286	13,285	39,856	15,498	24,881	22,317	62,696	13,285	13,286	13,285	39,856	13,285	26,726	24,163	64,174	206,582	
MOOE		25,157	0	25,157	2,220	2,271	1,973	6,464	2,221	1,972	1,973	6,166	2,220	1,971	1,973	6,164	2,420	1,972	1,971	6,363	25,157	
TRA		1,258	0	1,258	110	112	101	323	111	97	101	309	110	96	100	306	120	99	101	320	1,258	
MDP		23,899	0	23,899	2,110	2,159	1,872	6,141	2,110	1,875	1,872	5,857	2,110	1,875	1,873	5,858	2,300	1,873	1,870	6,043	23,899	
CO		49,050	0	49,050	0	5,295	0	5,295	16,252	0	0	16,252	20,003	0	0	20,003	0	0	7,500	7,500	49,050	
TRA		2,452	0	2,452	0	265	0	265	812	0	0	812	1,000	0	0	1,000	0	0	375	375	2,452	
MDP		46,598	0	46,598	0	5,030	0	5,030	15,440	0	0	15,440	19,003	0	0	19,003	0	0	7,125	7,125	46,598	

Particulars	UACS CODE	Total Programs	Tax Rem Advice (TRA)	Net Program	Full Year Requirement																	
					Quarter 1				Quarter 2				Quarter 3				Quarter 4				Full Year	
					Jan	Feb	March	Sub Total	April	May	June	Sub Total	July	Aug	Sep	Sub Total	Oct	Nov	Dec	Sub Total	Total	
1	2	3	4	5	6	7	8	9=6+7+8	10	11	12	13=10+11+12	14	15	16	17=14+15+16	18	19	20	21=18+19+20	22	
B. PRIOR YEAR (PY) OBLIGATION																						
New General Appropriations																						
Accounts Payable																						
Specific Budgets of PS	1101101	38,439	0	38,439	0	0	31,197	31,197	471	2,257	0	2,728	0	2,257	0	2,257	0	2,257	0	2,257	38,439	
MOOE		1,774		1,774			1,303	1,303	471			471				0					0	1,774
		89		89			65	65	24			24									0	89
		1,685	0	1,685	0	0	1,238	1,238	447	0	0	447	0	0	0	0	0	0	0	0	0	1,685
CO		36,665		36,665			29,894	29,894		2,257		2,257		2,257		2,257		2,257		2,257		36,665
		1,833		1,833			1,495	1,495		112		112		113		113		113		113		1,833
		34,832	0	34,832	0	0	28,399	28,399	0	2,145	0	2,145	0	2,144	0	2,144	0	2,144	0	2,144	0	34,832
TOTAL PROGRAM, PY OBLIGATION		38,439	0	38,439	0	0	31,197	31,197	471	2,257	0	2,728	0	2,257	0	2,257	0	2,257	0	2,257	38,439	
PS																						
TRA																						
MDP																						
MOOE		1,774	0	1,774	0	0	1,303	1,303	471	0	0	471	0	0	0	0	0	0	0	0	0	1,774
TRA		89	0	89	0	0	65	65	24	0	0	24	0	0	0	0	0	0	0	0	0	89
MDP		1,685	0	1,685	0	0	1,238	1,238	447	0	0	447	0	0	0	0	0	0	0	0	0	1,685
CO		36,665	0	36,665	0	0	29,894	29,894	0	2,257	0	2,257	0	2,257	0	2,257	0	2,257	0	2,257	0	36,665
TRA		1,833	0	1,833	0	0	1,495	1,495	0	112	0	112	0	113	0	113	0	113	0	113	0	1,833
MDP		34,832	0	34,832	0	0	28,399	28,399	0	2,145	0	2,145	0	2,144	0	2,144	0	2,144	0	2,144	0	34,832
TOTAL NCA PROGRAM		296,899	0	296,899	14,004	19,083	43,403	76,490	32,104	27,509	22,798	82,411	33,007	15,913	13,767	62,687	14,194	29,351	31,766	75,311	296,899	
PS		189,885	0	189,885	11,894	11,894	11,894	35,682	14,107	23,489	20,926	58,522	11,894	11,894	11,894	35,682	11,894	25,334	22,771	59,999	189,885	
MOOE		25,584	2,110	25,584	2,159	3,110	7,379	2,557	1,875	1,872	6,304	2,110	1,875	1,873	5,858	2,300	1,873	1,870	6,043	25,584		
CO		81,430	0	81,430	0	5,030	28,399	33,429	15,440	2,145	0	17,585	19,003	2,144	0	21,147	0	2,144	7,125	9,269	81,430	
IV. TAX REMITTANCE ADVICE		16,867	0	16,867	1,047	1,313	2,598	4,958	1,884	1,143	1,038	4,065	2,047	1,145	1,037	4,229	1,057	1,145	1,413	3,615	16,867	
PS		11,235	937	11,235	937	936	937	2,810	937	934	937	2,808	937	936	937	2,810	937	933	937	2,807	11,235	
MOOE		1,347	0	1,347	110	112	166	388	135	97	101	333	110	96	100	306	120	99	101	320	1,347	
CO		4,285	0	4,285	0	265	1,495	1,760	812	112	0	924	1,000	113	0	1,113	0	113	375	488	4,285	
VI. TOTAL DISBURSEMENT PROGRAM		313,766	0	313,766	15,051	20,396	46,001	81,448	33,988	28,652	23,836	86,476	35,054	17,058	14,804	66,916	15,251	30,496	33,179	78,926	313,766	
PS		201,120	12,831	201,120	12,831	12,830	12,831	38,492	15,044	24,423	21,863	61,330	12,831	12,830	12,831	38,492	12,831	26,267	23,708	62,806	201,120	
MOOE		26,931	0	26,931	2,220	2,271	3,276	7,767	2,692	1,972	1,973	6,637	2,220	1,971	1,973	6,164	2,420	1,972	1,971	6,363	26,931	
FINEX																						
CO		85,715	0	85,715	0	5,295	29,894	35,189	16,252	2,257	0	18,509	20,003	2,257	0	22,260	0	2,257	7,500	9,757	85,715	

Prepared By:  
  
 LOU Y. FOJA  
 Budget Officer  
 Date: 2/7/2020

In Coordination With:  
  
 CYNTHIA R. LAYNESA  
 Accountant  
 Date: 2/7/2020

Approved By:  
  
 ARNOLFO F. DE LUNA, Ph.D.  
 SUC President II  
 Date: 2/7/2020