


STATEMENT OF APPROVED BUDGET, UTILIZATIONS, DISBURSEMENTS AND BALANCES
(For Off-Budgetary Funds)
As at the Quarter Ending December 31, 2021

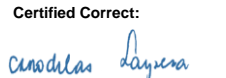
Department : State Universities and Colleges (SUCs)
 Agency/Entity : Romblon State University
 Operating Unit : < not applicable >
 Organization Code (UACS) : 08 047 0000000
 Fund Cluster : 05 Internally Generated Funds
 (e.g. UACS Fund Cluster: 05-Internally Generated Funds and 06-Business Related Funds)


Particulars	UACS CODE	Approved Budget			Utilizations					Disbursements					Balances		
		Approved Budgeted Revenue	Adjustments (Reductions, Modifications/)	Adjusted Budgeted Revenue	1st Quarter Ending March 31	2nd Quarter Ending June 30	3rd Quarter Ending Sept. 30	4th Quarter Ending Dec. 31	Total	1st Quarter Ending March 31	2nd Quarter Ending June 30	3rd Quarter Ending Sept. 30	4th Quarter Ending Dec. 31	TOTAL	Unutilized Budget	Unpaid Obligations	
																Due and Demandable	Not Yet Due and Demandable
1	2	3	4	5=[(3+(-)4)]	6	7	8	9	10=(6+7+8+9)	11	12	13	14	15=(11+12+13+14)	16=(5-10)	17	18
General Administration and Support	1000000000000000	15,583,507.90	0.00	15,583,507.90	3,013,003.52	4,165,306.60	4,737,022.32	3,580,118.95	15,495,451.39	3,013,003.52	3,929,106.60	4,805,365.89	2,659,895.40	14,407,371.41	88,056.51	318,860.25	769,219.73
General Management and Supervision	100000100001000	15,583,507.90	0.00	15,583,507.90	3,013,003.52	4,165,306.60	4,737,022.32	3,580,118.95	15,495,451.39	3,013,003.52	3,929,106.60	4,805,365.89	2,659,895.40	14,407,371.41	88,056.51	318,860.25	769,219.73
PS		967,219.97	0.00	967,219.97	111,000.00	115,136.35	423,236.55	315,565.48	964,938.38	111,000.00	115,136.35	423,236.55	310,912.53	960,285.43	2,281.59	4,652.95	0.00
MOOE		12,096,637.93	354,000.00	12,450,637.93	2,204,268.52	2,903,920.25	4,223,557.04	3,106,553.47	12,438,299.28	2,204,268.52	2,890,720.25	4,165,655.93	2,348,982.87	11,609,627.57	12,338.65	314,207.30	514,464.41
CO		2,519,650.00	(354,000.00)	2,165,650.00	697,735.00	1,146,250.00	90,228.73	158,000.00	2,092,213.73	697,735.00	923,250.00	216,473.41	0.00	1,837,458.41	73,436.27	0.00	254,755.32
Sub-Total, General Administration and Support		15,583,507.90	0.00	15,583,507.90	3,013,003.52	4,165,306.60	4,737,022.32	3,580,118.95	15,495,451.39	3,013,003.52	3,929,106.60	4,805,365.89	2,659,895.40	14,407,371.41	88,056.51	318,860.25	769,219.73
PS		967,219.97	0.00	967,219.97	111,000.00	115,136.35	423,236.55	315,565.48	964,938.38	111,000.00	115,136.35	423,236.55	310,912.53	960,285.43	2,281.59	4,652.95	0.00
MOOE		12,096,637.93	354,000.00	12,450,637.93	2,204,268.52	2,903,920.25	4,223,557.04	3,106,553.47	12,438,299.28	2,204,268.52	2,890,720.25	4,165,655.93	2,348,982.87	11,609,627.57	12,338.65	314,207.30	514,464.41
FinEx (if Applicable)		0.00	0.00	0.00	0.00	0.00	0.00	0.00	0.00	0.00	0.00	0.00	0.00	0.00	0.00	0.00	0.00
CO		2,519,650.00	(354,000.00)	2,165,650.00	697,735.00	1,146,250.00	90,228.73	158,000.00	2,092,213.73	697,735.00	923,250.00	216,473.41	0.00	1,837,458.41	73,436.27	0.00	254,755.32
Support to Operations	2000000000000000	3,590,974.69	0.00	3,590,974.69	556,916.96	715,013.94	614,898.96	1,652,124.61	3,538,954.47	556,916.96	498,513.94	686,398.96	1,682,510.52	3,424,340.38	52,020.22	1,559.42	113,054.67
Auxiliary Services	200000100001000	3,590,974.69	0.00	3,590,974.69	556,916.96	715,013.94	614,898.96	1,652,124.61	3,538,954.47	556,916.96	498,513.94	686,398.96	1,682,510.52	3,424,340.38	52,020.22	1,559.42	113,054.67
PS		211,302.83	0.00	211,302.83	0.00	0.00	0.00	210,677.42	210,677.42	0.00	0.00	0.00	209,118.00	209,118.00	625.41	1,559.42	0.00
MOOE		2,891,671.86	0.00	2,891,671.86	345,516.96	715,013.94	377,372.37	1,408,862.09	2,846,765.36	345,516.96	498,513.94	593,872.37	1,295,807.42	2,733,710.69	44,906.50	0.00	113,054.67
CO		488,000.00	0.00	488,000.00	211,400.00	0.00	237,526.59	32,585.10	481,511.69	211,400.00	0.00	92,526.59	177,585.10	481,511.69	6,488.31	0.00	0.00
Sub-Total, Support to Operations		3,590,974.69	0.00	3,590,974.69	556,916.96	715,013.94	614,898.96	1,652,124.61	3,538,954.47	556,916.96	498,513.94	686,398.96	1,682,510.52	3,424,340.38	52,020.22	1,559.42	113,054.67
PS		211,302.83	0.00	211,302.83	0.00	0.00	0.00	210,677.42	210,677.42	0.00	0.00	0.00	209,118.00	209,118.00	625.41	1,559.42	0.00
MOOE		2,891,671.86	0.00	2,891,671.86	345,516.96	715,013.94	377,372.37	1,408,862.09	2,846,765.36	345,516.96	498,513.94	593,872.37	1,295,807.42	2,733,710.69	44,906.50	0.00	113,054.67
FinEx (if Applicable)		0.00	0.00	0.00	0.00	0.00	0.00	0.00	0.00	0.00	0.00	0.00	0.00	0.00	0.00	0.00	0.00
CO		488,000.00	0.00	488,000.00	211,400.00	0.00	237,526.59	32,585.10	481,511.69	211,400.00	0.00	92,526.59	177,585.10	481,511.69	6,488.31	0.00	0.00
Operations	3000000000000000	48,685,543.70	0.00	48,685,543.70	6,987,904.48	11,540,361.43	8,075,922.10	20,316,046.44	46,920,234.45	6,852,914.48	9,446,928.43	8,666,810.49	16,211,371.94	41,178,025.34	1,765,309.25	3,412,726.99	2,329,482.12
OO : Relevant and quality tertiary education ensured to achieve inclusive growth and access of poor but deserving students to quality tertiary education increased	3100000000000000	41,386,713.46	0.00	41,386,713.46	6,826,103.40	10,785,797.65	6,269,464.45	16,273,415.03	40,154,780.53	6,691,113.40	9,110,664.65	6,694,797.51	12,438,391.81	34,934,967.37	1,231,932.93	3,264,951.11	1,954,862.05
HIGHER EDUCATION PROGRAM	3101000000000000	41,386,713.46	0.00	41,386,713.46	6,826,103.40	10,785,797.65	6,269,464.45	16,273,415.03	40,154,780.53	6,691,113.40	9,110,664.65	6,694,797.51	12,438,391.81	34,934,967.37	1,231,932.93	3,264,951.11	1,954,862.05
Provision of Higher Education Services	310100100002000	41,386,713.46	0.00	41,386,713.46	6,826,103.40	10,785,797.65	6,269,464.45	16,273,415.03	40,154,780.53	6,691,113.40	9,110,664.65	6,694,797.51	12,438,391.81	34,934,967.37	1,231,932.93	3,264,951.11	1,954,862.05
PS		3,375,906.95	85,561.67	3,461,468.62	641,812.70	1,119,960.29	824,646.57	841,767.50	3,428,187.06	841,812.70	1,119,960.29	824,646.57	557,042.21	3,143,461.77	33,281.56	284,725.29	0.00
MOOE		33,940,742.51	293,338.33	34,234,080.84	5,159,990.70	9,605,842.36	4,361,326.21	14,295,704.63	33,422,863.90	5,159,990.70	7,990,704.36	5,636,717.45	11,196,426.37	29,983,838.88	811,216.94	2,980,225.82	458,799.20


Department : State Universities and Colleges (SUCs)
 Agency/Entity : Romblon State University
 Operating Unit : < not applicable >
 Organization Code (UACS) : 08 047 0000000
 Fund Cluster : 05 Internally Generated Funds
 (e.g. UACS Fund Cluster: 05-Internally Generated Funds and 06-Business Related Funds)

Particulars	UACS CODE	Approved Budget			Utilizations					Disbursements					Balances		
		Approved Budgeted Revenue	Adjustments (Reductions, Modifications/)	Adjusted Budgeted Revenue	1st Quarter Ending March 31	2nd Quarter Ending June 30	3rd Quarter Ending Sept. 30	4th Quarter Ending Dec. 31	Total	1st Quarter Ending March 31	2nd Quarter Ending June 30	3rd Quarter Ending Sept. 30	4th Quarter Ending Dec. 31	TOTAL	Unutilized Budget	Unpaid Obligations	
																Due and Demandable	Not Yet Due and Demandable
1	2	3	4	5=(3+(-)4)	6	7	8	9	10=(6+7+8+9)	11	12	13	14	15=(11+12+13+14)	16=(5-10)	17	18
CO		4,070,064.00	(378,900.00)	3,691,164.00	1,024,300.00	59,995.00	1,083,491.67	1,135,942.90	3,303,729.57	899,310.00	0.00	233,433.49	684,923.23	1,807,666.72	387,434.43	0.00	1,496,062.85
OO : Higher education research improved to promote economic productivity and innovation	3200000000000000	3,956,896.01	0.00	3,956,896.01	87,033.29	665,731.82	1,575,145.73	1,416,465.13	3,744,375.97	87,033.29	247,431.82	1,740,701.06	1,305,170.10	3,380,336.27	212,520.04	147,775.88	216,263.82
ADVANCED EDUCATION PROGRAM	3201000000000000	687,286.67	0.00	687,286.67	0.00	687,286.67	0.00	687,286.67	0.00	687,286.67	0.00	687,286.67	0.00	687,286.67	0.00	0.00	0.00
Provision of Advanced Education Services	3201001000010000	687,286.67	0.00	687,286.67	0.00	687,286.67	0.00	687,286.67	0.00	687,286.67	0.00	687,286.67	0.00	687,286.67	0.00	0.00	0.00
PS		678,806.67	0.00	678,806.67	0.00	678,806.67	0.00	678,806.67	0.00	678,806.67	0.00	678,806.67	0.00	678,806.67	0.00	0.00	0.00
MOOE		8,480.00	0.00	8,480.00	0.00	8,480.00	0.00	8,480.00	0.00	8,480.00	0.00	8,480.00	0.00	8,480.00	0.00	0.00	0.00
CO		0.00	0.00	0.00	0.00	0.00	0.00	0.00	0.00	0.00	0.00	0.00	0.00	0.00	0.00	0.00	0.00
RESEARCH PROGRAM	3202000000000000	3,269,609.34	0.00	3,269,609.34	87,033.29	665,731.82	887,859.06	1,416,465.13	3,057,089.30	87,033.29	247,431.82	1,053,414.39	1,305,170.10	2,693,049.60	212,520.04	147,775.88	216,263.82
Conduct of Research Services	3202001000010000	3,269,609.34	0.00	3,269,609.34	87,033.29	665,731.82	887,859.06	1,416,465.13	3,057,089.30	87,033.29	247,431.82	1,053,414.39	1,305,170.10	2,693,049.60	212,520.04	147,775.88	216,263.82
PS		75,588.40	0.00	75,588.40	5,000.00	0.00	44,588.40	26,000.00	75,588.40	5,000.00	0.00	44,588.40	26,000.00	75,588.40	0.00	0.00	0.00
MOOE		2,812,520.94	0.00	2,812,520.94	82,033.29	544,231.82	614,270.66	1,370,465.13	2,611,000.90	82,033.29	247,431.82	886,134.48	1,247,625.43	2,463,225.02	201,520.04	147,775.88	0.00
CO		381,500.00	0.00	381,500.00	0.00	121,500.00	229,000.00	20,000.00	370,500.00	0.00	0.00	122,691.51	31,544.67	154,236.18	11,000.00	0.00	216,263.82
OO : Community engagement increased	3300000000000000	3,341,934.23	0.00	3,341,934.23	74,767.79	88,831.96	231,311.92	2,626,166.28	3,021,077.95	74,767.79	88,831.96	231,311.92	2,467,810.03	2,862,721.70	320,856.28	0.00	158,356.25
TECHNICAL ADVISORY EXTENSION PROGRAM	3301000000000000	3,341,934.23	0.00	3,341,934.23	74,767.79	88,831.96	231,311.92	2,626,166.28	3,021,077.95	74,767.79	88,831.96	231,311.92	2,467,810.03	2,862,721.70	320,856.28	0.00	158,356.25
Provision of Extension Services	3301001000010000	3,341,934.23	0.00	3,341,934.23	74,767.79	88,831.96	231,311.92	2,626,166.28	3,021,077.95	74,767.79	88,831.96	231,311.92	2,467,810.03	2,862,721.70	320,856.28	0.00	158,356.25
PS		30,000.00	170,500.00	200,500.00	10,000.00	0.00	0.00	190,302.83	200,302.83	10,000.00	0.00	0.00	190,302.83	200,302.83	197.17	0.00	0.00
MOOE		3,171,934.23	(170,500.00)	3,001,434.23	64,767.79	88,831.96	231,311.92	2,295,863.45	2,680,775.12	64,767.79	88,831.96	231,311.92	2,277,507.20	2,862,418.87	320,659.11	0.00	18,356.25
CO		140,000.00	0.00	140,000.00	0.00	0.00	0.00	140,000.00	140,000.00	0.00	0.00	0.00	0.00	0.00	0.00	0.00	140,000.00
Sub-Total, Operations		48,685,543.70	0.00	48,685,543.70	6,987,904.48	11,540,361.43	8,075,922.10	20,316,046.44	46,920,234.45	6,852,914.48	9,446,928.43	8,666,810.49	16,211,371.94	41,178,025.34	1,765,309.25	3,412,726.99	2,329,482.12
PS		4,160,302.02	256,061.67	4,416,363.69	656,812.70	1,119,960.29	1,548,041.64	1,058,070.33	4,382,884.96	656,812.70	1,119,960.29	1,548,041.64	773,345.04	4,098,159.67	33,478.73	284,725.29	0.00
MOOE		39,933,677.68	122,838.33	40,056,516.01	5,306,791.78	10,238,906.14	5,215,388.79	17,962,033.21	38,723,119.92	5,306,791.78	8,326,968.14	6,762,643.85	14,721,559.00	35,117,962.77	1,333,396.09	3,128,001.70	477,155.45
FinEx (if Applicable)		0.00	0.00	0.00	0.00	0.00	0.00	0.00	0.00	0.00	0.00	0.00	0.00	0.00	0.00	0.00	0.00
CO		4,591,564.00	(378,900.00)	4,212,664.00	1,024,300.00	181,495.00	1,312,491.67	1,295,942.90	3,814,229.57	899,310.00	0.00	356,125.00	716,467.90	1,961,902.90	398,434.43	0.00	1,852,326.67
GRAND TOTAL		67,860,026.29	0.00	67,860,026.29	10,557,824.96	16,420,681.97	13,427,843.38	25,548,290.00	65,954,640.31	10,422,834.96	13,874,548.97	14,158,575.34	20,553,777.86	59,009,737.13	1,905,385.98	3,733,146.66	3,211,756.52
PS		5,338,824.62	256,061.67	5,594,886.49	767,812.70	1,235,096.64	1,971,278.19	1,584,313.23	5,558,500.76	767,812.70	1,235,096.64	1,971,278.19	1,293,375.57	5,267,563.10	36,385.73	290,937.66	0.00
MOOE		54,921,987.47	476,838.33	55,398,825.80	7,856,577.26	13,857,840.33	9,816,318.20	22,477,448.77	54,008,184.56	7,856,577.26	11,716,202.33	11,522,172.15	18,366,349.29	49,461,301.03	1,390,641.24	3,442,209.00	1,104,674.53
FinEx (if Applicable)		0.00	0.00	0.00	0.00	0.00	0.00	0.00	0.00	0.00	0.00	0.00	0.00	0.00	0.00	0.00	0.00
CO		7,599,214.00	(732,900.00)	6,866,314.00	1,933,435.00	1,327,745.00	1,640,246.99	1,486,528.00	6,387,954.99	1,798,445.00	923,250.00	665,125.00	894,053.00	4,280,873.00	478,359.01	0.00	2,107,081.99

Certified Correct:

LOU V. FOJA, CPA
 Budget Officer
 Date: 2022-02-17 11:34:42

Certified Correct:

CYNTHIA R. LAYNEA, CPA
 Accountant
 Date: 2022-02-17 11:34:42

Recommending Approval By:

TOMAS T. FAMINIAL, CPA, DBA
 Vice President for Administration and Finance
 Date: 2022-02-17 11:34:46

Approved By:

MERIAN P. CATAJYA-MANI, ED.D., CESE
 University President
 Date: 2022-02-17 11:36:06