

STATEMENT OF APPROPRIATIONS, ALLOTMENTS, OBLIGATIONS, DISBURSEMENTS AND BALANCES
As of the Quarter Ending September 30, 2016

Department : STATE UNIVERSITIES AND COLLEGES
Agency : ROMBLON STATE UNIVERSITY
Operating Unit :
Organization Code (UACS) : 08 047 00 00000
Funding Source Code : 101




	Current Year Appropriations
	Supplemental Appropriations
	Continuing Appropriations

Particulars	UACS CODE	Appropriations			Allotments					Current Year Obligations					Current Year Disbursements					Balances			
		Authorized Appropriation	Adjustments (Transfer To)/From, Realignment)	Adjusted Appropriations	Allotments Received	Adjustments (Withdrawal, Realignment)	Transfer To	Transfer From	Adjusted Total Allotments	1st Quarter Ending March 31	2nd Quarter Ending May 31	Period Ending August 31	4th Quarter Ending Dec. 31	Total	1st Quarter Ending March 31	2nd Quarter Ending June 30	Period Ending August 31	4th Quarter Ending Dec. 31	Total	Unreleased Appropriations	Unobligated Allotment	Unpaid Obligations (15-20) = (23+24)	
																						Due and Demandable	Not Yet Due and Demandable
1	2	3	4	5=(3+4)	6	7	8	9	10=[(6+(-)7) -8+9]	11	12	13	14	15=[(11+12+13+ 14)	16	17	18	19	20=[(16+17+18+ 19)	21=(5-10)	22=(10-15)	23	24
I. Agency Specific Budget	1 01 101																						
General Administration and Support	1 00 000000	-		-	-	-	-	-	-	-	-	-	-	-	-	-	-	-	-	-	-	-	-
General Management and Supervision	1 00 010000	-		-	-	-	-	-	-	-	-	-	-	-	-	-	-	-	-	-	-	-	-
PS		-		-	-	-	-	-	-	-	-	-	-	-	-	-	-	-	-	-	-	-	-
MOOE		-		-	-	-	-	-	-	-	-	-	-	-	-	-	-	-	-	-	-	-	-
Fin Exp.(if applicable)		-		-	-	-	-	-	-	-	-	-	-	-	-	-	-	-	-	-	-	-	-
CO		-		-	-	-	-	-	-	-	-	-	-	-	-	-	-	-	-	-	-	-	-
Support to Operations	2 00 000000	59,874.00	-	59,874.00	59,874.00	-	-	-	59,874.00	-	-	-	-	-	-	-	-	-	-	-	59,874.00	-	-
Auxiliary Services	2 00 010000	59,874.00	-	59,874.00	59,874.00	-	-	-	59,874.00	-	-	-	-	-	-	-	-	-	-	-	59,874.00	-	-
PS		59,874.00	-	59,874.00	59,874.00	-	-	-	59,874.00	-	-	-	-	-	-	-	-	-	-	-	59,874.00	-	-
MOOE		-		-	-	-	-	-	-	-	-	-	-	-	-	-	-	-	-	-	-	-	-
Fin Exp.(if applicable)		-		-	-	-	-	-	-	-	-	-	-	-	-	-	-	-	-	-	-	-	-
CO		-		-	-	-	-	-	-	-	-	-	-	-	-	-	-	-	-	-	-	-	-
Operations	3 00 000000	5,726,077.00	-	5,726,077.00	5,726,077.00	-	-	-	5,726,077.00	414,462.78	-	-	-	414,462.78	386,987.78	27,475.00	-	-	414,462.78	-	5,311,614.22	-	-
MFO 1 - Higher Education Services	3 01 000000	5,696,077.00	-	5,696,077.00	5,696,077.00	-	-	-	5,696,077.00	407,000.56	-	-	-	407,000.56	379,525.56	27,475.00	-	-	407,000.56	-	5,289,076.44	-	-
Provision of Higher Education Services	3 01 01 0000																						
including P28,785,000 for Scholarship of Poor																							
and Deserving Students		5,696,077.00	-	5,696,077.00	5,696,077.00	-	-	-	5,696,077.00	407,000.56	-	-	-	407,000.56	379,525.56	27,475.00	-	-	407,000.56	-	5,289,076.44	-	-
PS		-		-	-	-	-	-	-	-	-	-	-	-	-	-	-	-	-	-	-	-	-
MOOE		439,876.00	-	439,876.00	439,876.00	-	-	-	439,876.00	407,000.56	-	-	-	407,000.56	379,525.56	27,475.00	-	-	407,000.56	-	32,875.44	-	-
Fin Exp.(if applicable)		-		-	-	-	-	-	-	-	-	-	-	-	-	-	-	-	-	-	-	-	-
CO		5,256,201.00	-	5,256,201.00	5,256,201.00	-	-	-	5,256,201.00	-	-	-	-	-	-	-	-	-	-	-	5,256,201.00	-	-
MFO 2 - Advanced Education Services	3 02 000000	30,000.00	-	30,000.00	30,000.00	-	-	-	30,000.00	7,462.22	-	-	-	7,462.22	7,462.22	-	-	-	7,462.22	-	22,537.78	-	-
Provision of Advanced Education Services	3 02 01 0000	30,000.00	-	30,000.00	30,000.00	-	-	-	30,000.00	7,462.22	-	-	-	7,462.22	7,462.22	-	-	-	7,462.22	-	22,537.78	-	-
PS		-		-	-	-	-	-	-	-	-	-	-	-	-	-	-	-	-	-	-	-	-
MOOE		30,000.00	-	30,000.00	30,000.00	-	-	-	30,000.00	7,462.22	-	-	-	7,462.22	7,462.22	-	-	-	7,462.22	-	22,537.78	-	-
Fin Exp.(if applicable)		-		-	-	-	-	-	-	-	-	-	-	-	-	-	-	-	-	-	-	-	-
CO		-		-	-	-	-	-	-	-	-	-	-	-	-	-	-	-	-	-	-	-	-
MFO 3 - Research Services	3 03 000000	-	-	-	-	-	-	-	-	-	-	-	-	-	-	-	-	-	-	-	-	-	-
Conduct of Research Services	3 03 01 0000	-	-	-	-	-	-	-	-	-	-	-	-	-	-	-	-	-	-	-	-	-	-
MOOE		-		-	-	-	-	-	-	-	-	-	-	-	-	-	-	-	-	-	-	-	-
MFO 4 - Technical Advisory Extension Services	3 04 000000	-	-	-	-	-	-	-	-	-	-	-	-	-	-	-	-	-	-	-	-	-	-
Provision of Extension Services	3 04 01 0000	-	-	-	-	-	-	-	-	-	-	-	-	-	-	-	-	-	-	-	-	-	-
MOOE		-		-	-	-	-	-	-	-	-	-	-	-	-	-	-	-	-	-	-	-	-
Locally-Funded Project(s)																							
PAP																							
PS																							
MOOE																							
Fin Exp.(if applicable)																							
CO																							
...continue down to the last PAP																							
Foreign-Assisted Project(s)																							
PAP																							
PS																							
MOOE																							
Fin Exp.(if applicable)																							
CO																							
...continue down to the last PAP																							
Sub-Total, Agency Specific Budget		5,785,951.00	-	5,785,951.00	5,785,951.00	-	-	-	5,785,951.00	414,462.78	-	-	-	414,462.78	386,987.78	27,475.00	-	-	414,462.78	-	5,371,488.22	-	-
PS		-	-	-	-	-	-	-	-	-	-	-	-	-	-	-	-	-	-	-	-	-	-
MOOE		529,750.00	-	529,750.00	529,750.00	-	-	-	529,750.00	414,462.78	-	-	-	414,462.78	386,987.78	27,475.00	-	-	414,462.78	-	115,287.22	-	-
Fin Exp.(if applicable)		-		-	-	-	-	-	-	-	-	-	-	-	-	-	-	-	-	-	-	-	-
CO		5,256,201.00	-	5,256,201.00	5,256,201.00	-	-	-	5,256,201.00	-	-	-	-	-	-	-	-	-	-	-	5,256,201.00	-	-
II. Automatic Appropriations																							
RUP	1 04 102	-		-	-	-	-	-	-	-	-	-	-	-	-	-	-	-	-	-	-	-	-
Special Account in the General Fund (Please specify)																							
Motor Vehicle Users Charge Fund																							
MOOE		-		-	-	-	-	-	-	-	-	-	-	-	-	-	-	-	-	-	-	-	-
CO		-		-	-	-	-	-	-	-	-	-	-	-	-	-	-	-	-	-	-	-	-
Sub-Total, Automatic Appropriations		-	-	-	-	-	-	-	-	-	-	-	-	-	-	-	-	-	-	-	-	-	-
PS		-	-	-	-	-	-	-	-	-	-	-	-	-	-	-	-	-	-	-	-	-	-
MOOE		-	-	-	-	-	-	-	-	-	-	-	-	-	-	-	-	-	-	-	-	-	-

STATEMENT OF APPROPRIATIONS, ALLOTMENTS, OBLIGATIONS, DISBURSEMENTS AND BALANCES
As of the Quarter Ending September 30, 2016

Department : STATE UNIVERSITIES AND COLLEGES
Agency : ROMBLON STATE UNIVERSITY
Operating Unit :
Organization Code (UACS) : 08 047 00 00000
Funding Source Code : 101

Current Year Appropriations
Supplemental Appropriations
Continuing Appropriations

Particulars	UACS CODE	Appropriations			Allotments					Current Year Obligations					Current Year Disbursements					Balances			
		Authorized Appropriation	Adjustments (Transfer To)/From, Realignment)	Adjusted Appropriations	Allotments Received	Adjustments (Withdrawal, Realignment)	Transfer To	Transfer From	Adjusted Total Allotments	1st Quarter Ending March 31	2nd Quarter Ending May 31	Period Ending August 31	4th Quarter Ending Dec. 31	Total	1st Quarter Ending March 31	2nd Quarter Ending June 30	Period Ending August 31	4th Quarter Ending Dec. 31	Total	Unreleased Appropriations	Unobligated Allotment	Unpaid Obligations (15-20) = (23+24)	
																						Due and Demandable	Not Yet Due and Demandable
1	2	3	4	5=(3+4)	6	7	8	9	10=[(6+(-)7) -8+9]	11	12	13	14	15=(11+12+13+ 14)	16	17	18	19	20=(16+17+18+ 19)	21=(5-10)	22=(10-15)	23	24
Fin Exp.(if applicable) CO																							
III. Special Purpose Fund (Please specify)																							
MPBF-PS	1 01			-	-				-					-	-	-	-	-	-	-	-	-	-
PGF-PS (Pension Benefits)	1 01			-	-				-					-	-	-	-	-	-	-	-	-	-
Rehabilitation and Reconstruction Program - MOOE	1 01 411	-		-	-				-		-			-	-	-	-	-	-	-	-	-	-
Sub-Total, Special Purpose Fund		-		-	-				-		-			-	-	-	-	-	-	-	-	-	-
PS			-	-	-				-		-			-	-	-	-	-	-	-	-	-	-
MOOE		-	-	-	-				-		-			-	-	-	-	-	-	-	-	-	-
Fin Exp.(if applicable) CO																							
GRAND TOTAL		5,785,951.00	-	5,785,951.00	5,785,951.00	-	-	-	5,785,951.00	414,462.78	-	-	-	414,462.78	386,987.78	27,475.00	-	-	414,462.78	-	5,371,488.22	-	-
PS		-	-	-	-	-			-	414,462.78	-	-	-	-	-	-	-	-	-	-	-	-	-
MOOE		529,750.00	-	529,750.00	529,750.00	-			529,750.00	414,462.78	-	-	-	414,462.78	386,987.78	27,475.00	-	-	414,462.78	-	115,287.22	-	-
Fin Exp.(if applicable) CO		5,256,201.00		5,256,201.00	5,256,201.00				5,256,201.00	-	-	-	-	-	-	-	-	-	-	-	5,256,201.00	-	-
Recapitulation by MFO:																							
MFO 1	3 01 000000	5,696,077.00	-	5,696,077.00	5,696,077.00	-	-	-	5,696,077.00	407,000.56	-	-	-	407,000.56	379,525.56	27,475.00	-	-	407,000.56	-	5,289,076.44	-	-
MFO 2	3 02 000000	30,000.00	-	30,000.00	30,000.00	-	-	-	30,000.00	7,462.22	-	-	-	7,462.22	7,462.22	-	-	-	7,462.22	-	22,537.78	-	-
MFO 3	3 03 000000	-	-	-	-	-	-	-	-	-	-	-	-	-	-	-	-	-	-	-	-	-	-
MFO 4	3 04 000000	-	-	-	-	-	-	-	-	-	-	-	-	-	-	-	-	-	-	-	-	-	-
OF WHICH:																							
Major Programs/Projects																							
KRA No. 2 - Poverty Reduction and Empowerment of the Poor and the Vulnerable		5,726,077.00	-	5,726,077.00	5,726,077.00				5,726,077.00	414,462.78	-	-	-	414,462.78	386,987.78	27,475.00	-	-	414,462.78	-	5,311,614.22	-	-
MF HIGHER EDUCATION SERVICES	3 01 000000																						
Provision of Higher Education Services including P 28,785,000 for Scholarships of Poor and De- serving Students (Expanded Students' Grants-in- Aid Program for Poverty Alleviation (ESGP-PA)	3 01 010000	5,696,077.00	-	5,696,077.00	5,696,077.00	-	-	-	5,696,077.00	407,000.56	-	-	-	407,000.56	379,525.56	27,475.00	-	-	407,000.56	-	5,289,076.44	-	-
MF ADVANCED EDUCATION SERVICES	3 02 000000																						
Provision of Advanced Education Services	3 02 010000	30,000.00	-	30,000.00	30,000.00	-	-	-	30,000.00	7,462.22	-	-	-	7,462.22	7,462.22	-	-	-	7,462.22	-	22,537.78	-	-
MF RESEARCH SERVICES	3 03 000000																						
Conduct of Research Services	3 03 010000	-	-	-	-	-	-	-	-	-	-	-	-	-	-	-	-	-	-	-	-	-	-
MF TECHNICAL ADVISORY EXTENSION SERVICES	3 04 000000																						
Provision of Extension Services	3 04 010000	-	-	-	-	-	-	-	-	-	-	-	-	-	-	-	-	-	-	-	-	-	-
Certified Correct:	Certified Correct:	Approved By:																					
 LOU V. FOJA Budget Officer Date: 11/7/2016	 CYNTHIA R. LAYNESA Accountant III Date: 11/7/2016	 ARNULFO F. DE LUNA, Ph.D. Agency Head/Department Secretary Date: 11/7/2016																					